

**BARRON LIFTS**  
**IRELAND LIMITED**

## **A1 Platform Lift**

For commercial and public buildings



# A1 – Compliment your environment

## Inspired in design, comfort and simplicity.

A platform lift that combines versatility in form and function with ease of installation and use. One that complements and blends into any environment, internally or externally, with just the right aesthetic touch. Runs year in and year out, without incident. Simply, a lift that takes mobility to new levels and adds value to your building.

Your vision is our purpose. Since 1995, the A1 platform lift has been developed with insight to market innovations in close collaboration with architects, builders, installers, access consultants and partners. To this, we add technical know-how and dedicated professional support, providing a solution to fulfill your requirement.

## A1 – The 1st Choice

Whether you are designing, building or renovating, we offer a range of possibilities. Consider the ways you will circulate within your building. Consider an A1 choice.

“A1 platform lifts meet all European standards and regulations as well as high individual expectations on aesthetics. The perfect solution to help you rise above the crowd.”







Tailored to your environment



Providing multi-level access

The ideal solution for public and commercial spaces



Assured with the highest standards of quality and safety, the A1 platform lift is provided as an access solution in differing environments throughout the world. The lift is CE Certified and meets obligations under EN81 – 41 and the Equality Act (formerly DDA), assisting designers and owners to meet the requirements of Part M and BS8300.

### Daycare centres, schools and universities

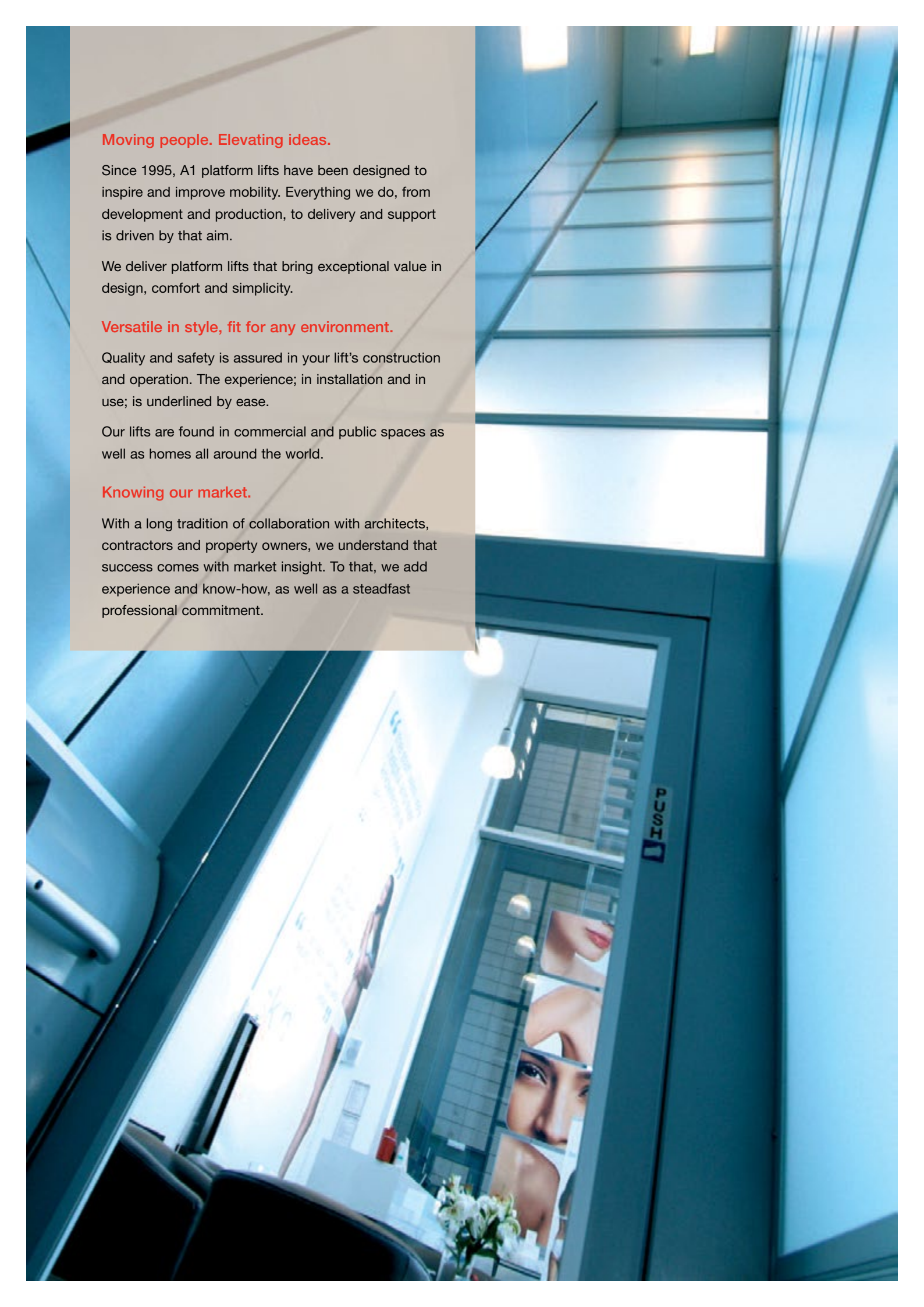
Durable and reliable, the A1 platform lift offers practical access solutions for educational institutions at every level. The lift is designed to be installed in new and existing buildings and our design options ensure maximum choice and flexibility.

### Offices

In addition to advantages in mobility, an elevation in design can be just the right investment for your office. Simple and economical, the A1 platform lift also adds a sense of style and efficiency, so you get the most out of your business.

### Retail and commercial spaces

Accessing mezzanine floors and increasing sales area is important to the retail sector. The A1 lift gives shoppers the freedom to move more easily and follow their every impulse – even if they are pushing a shopping trolley, baby stroller, or using a wheelchair.



**Moving people. Elevating ideas.**

Since 1995, A1 platform lifts have been designed to inspire and improve mobility. Everything we do, from development and production, to delivery and support is driven by that aim.

We deliver platform lifts that bring exceptional value in design, comfort and simplicity.

**Versatile in style, fit for any environment.**

Quality and safety is assured in your lift's construction and operation. The experience; in installation and in use; is underlined by ease.

Our lifts are found in commercial and public spaces as well as homes all around the world.

**Knowing our market.**

With a long tradition of collaboration with architects, contractors and property owners, we understand that success comes with market insight. To that, we add experience and know-how, as well as a steadfast professional commitment.



# At your service

A1 platform lifts are offered in standardised packages or tailored to your specifications with a range of sizes, configurations, styles and functional options. They can be readily installed in existing or new buildings, internally or externally.

Modular in construction, the lift requires minimal space or construction work. Installation can be completed in just two days and impact on the building during installation is low. What's more, there's no machine room, the necessary machinery and the electrical system are housed inside a robust, self-supporting shaft enclosure.

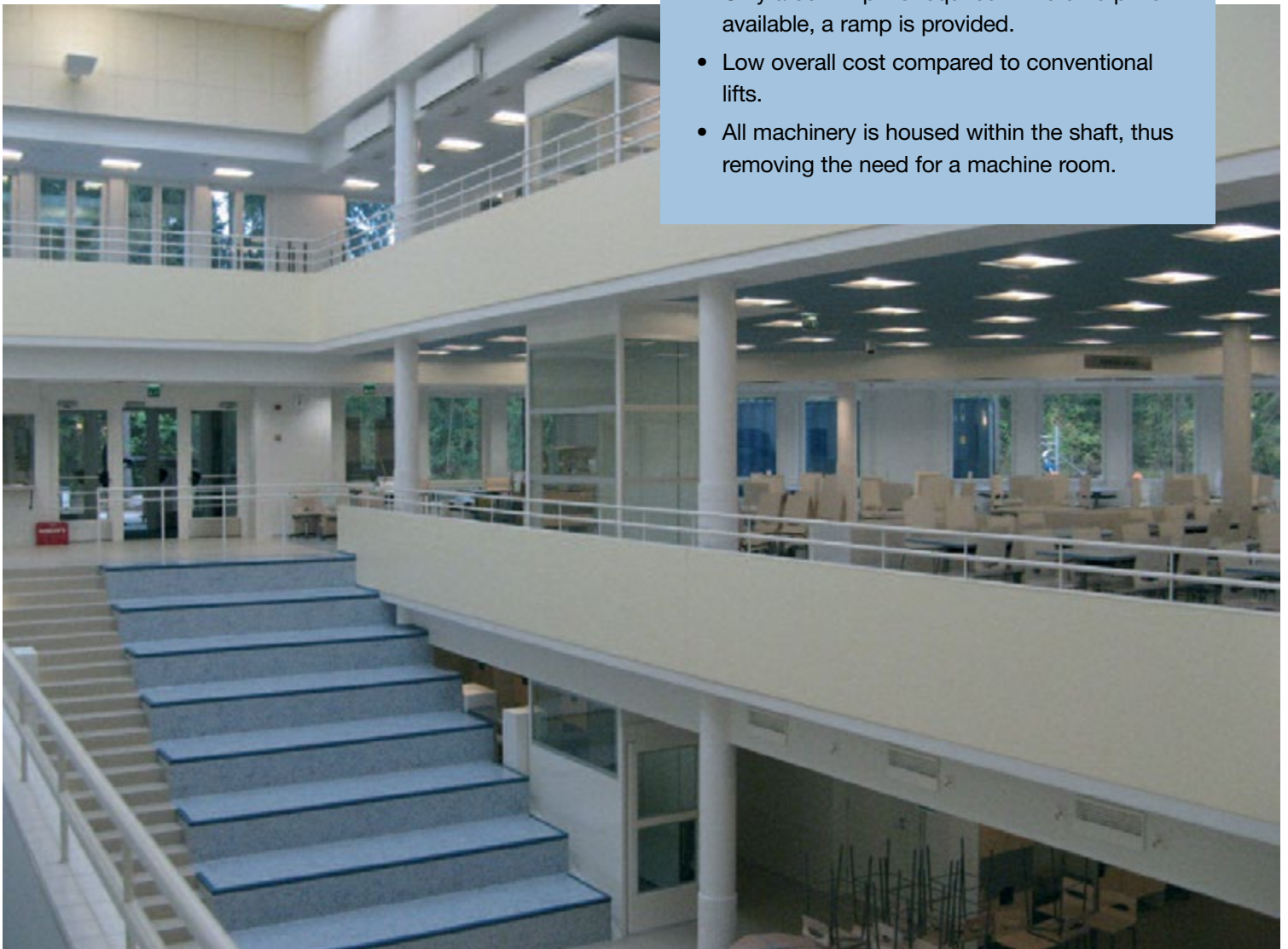
In use, movement between floors is safe and easy. The operation console houses large tactile push buttons with

emergency stop and alarm functions. All edges are guarded by sensors, and in the case of an emergency, the lift can be lowered either by a manual or battery-driven system to the closest floor.

**Contact us for a more detailed consultation on how our lifts would best fit your building project.**

## Key advantages with A1 platform lifts:

- Flexible in size of platform and structural design.
- High quality lift with a robust, self-supporting shaft.
- Only a 50mm pit is required. Where no pit is available, a ramp is provided.
- Low overall cost compared to conventional lifts.
- All machinery is housed within the shaft, thus removing the need for a machine room.



## Choice of A1 models



### A1 – Standard model

The A1 platform lift comes in a number of different sizes fulfilling basic mobility needs in style and with a number of different technical options. The lift is provided with full shaft enclosure and a 1100mm console wall. Travel is up to 13 metres.



### A1 – Customized

The A1 is designed to compliment any environment. The lift can be customised with a variety of options, according to your needs and tastes. You can chose to have glass walls, a lift in any RAL colour and you can also specify from a range of alternative sizes.

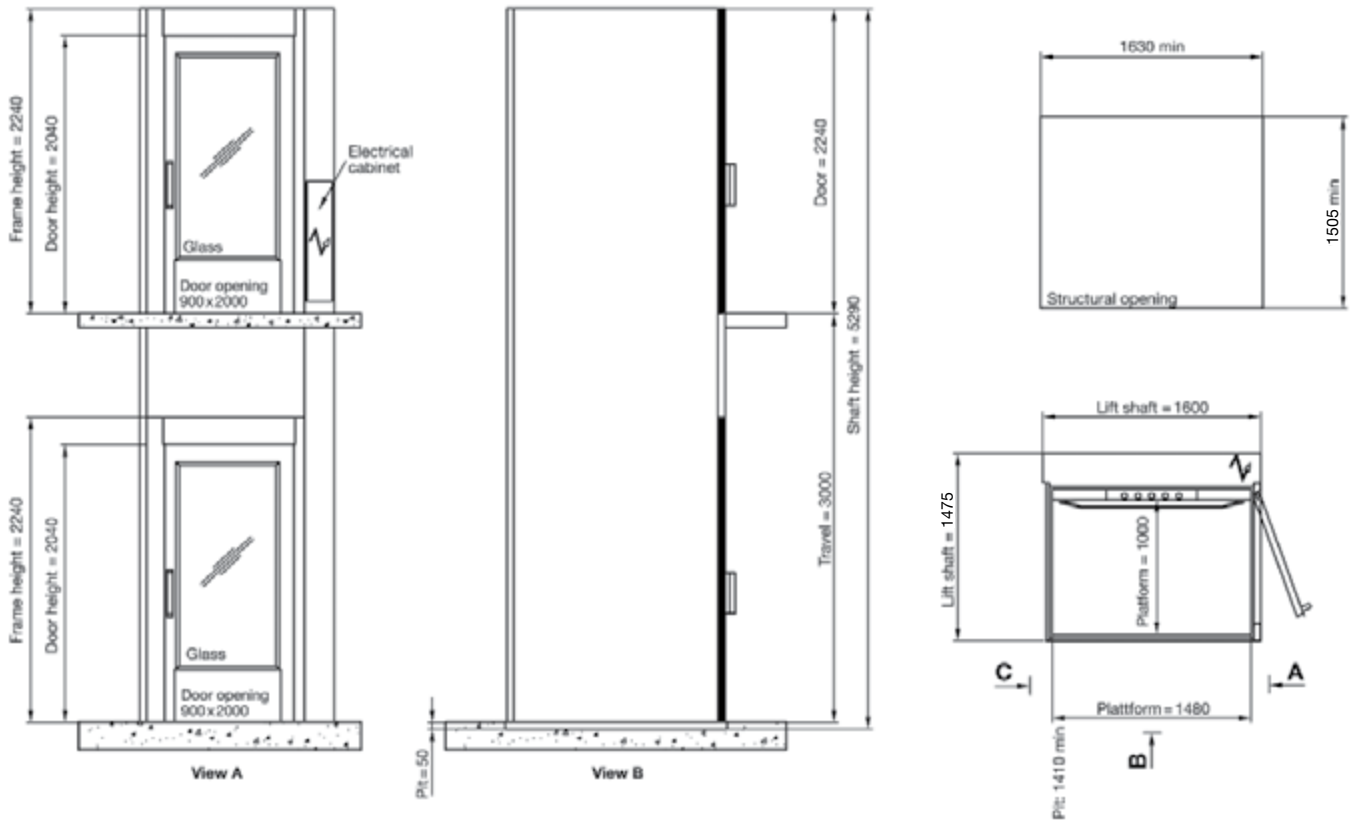


### A1 – For exteriors

Versatility is the key. The A1 has also been developed in Sweden for outdoor installations. Building upon the basic framework of the internal A1, the external lift adds a roof and external doors, with further options such as canopies, heaters and ventilation systems.



# Technical specifications



## Door and shaft options:

- 4 different styles of door
- Automatic and concealed door openers / closers
- Full height console wall
- Stainless steel door and platform furniture
- Key isolation of lift to restrict access
- Ceiling with LED lighting
- Glazed shaft enclosure
- 210 different RAL colours

## Technical and communication options:

- Single phase power converter
- Battery operated emergency lowering
- Soft start and stop
- Autodialler on platform
- Voice synthesizer & landing indicators
- Remote control access and drive

## Specification

Structural opening [w x d]	1305x1430	1305x1630	1405x1430	1405x1630	1405x2130	1505x1630	1505x1730
Platform size	900x1280	900x1480	1000x1280	1000x1480	1000x1980	1100x1480	1100x1580
Doors A-side	800	800	900	900	900	900	900
Doors B-side	900	900	900	900	900	900	900
Doors C-side	800	800	900	900	900	900	900
Half height door upper level *	Yes	Yes	Yes	Yes	Yes (side A & C)	Yes	Yes
Load [kg]	410	410/500	410	410/500	500	410/500	500
Travel [mm]	250-13000	250-13000	250-13000	250-13000	250-13000	250-13000	250-13000
Rated speed [m/s]	0.15	0.15	0.15	0.15	0.15	0.15	0.15
Power requirement	400V, 3 phase, 50Hz, 18A supply to isolator (an optional single phase converter is available).						

(\* ) Note that half height door on upper level is only available for lifts that travel up to 3m.

For the full range of style and function possibilities, please call – we will be happy to discuss your scheme in detail.


## ENVIRONMENT

Specifying an A1 Platform Lift demonstrates that you have considered your environment. This is by virtue of the products' economical demand on materials, the small carbon footprint, the designed life of over 20 years and their comparatively low energy demand.

At the end of its useful life, over 95% of the materials used in its construction are recyclable.

## BREEAM

BREEAM is the leading and most widely used environmental assessment method for buildings. By using an A1 Platform Lift rather than a conventional lift, the BREEAM count requirement is reduced by two credits, allowing for the whole project score to be recalculated.



# BARRON LIFTS IRELAND LIMITED

**Tel: 051 420 575**

**Email: [info@barronlifts.ie](mailto:info@barronlifts.ie) Web: [www.barronlifts.ie](http://www.barronlifts.ie)**

**Templenacroha,  
Clonroche,  
Enniscorthy,  
Co. Wexford.**